

Diversified Fabricators, Inc.

Owner / Operator Manual

Water Truck
with Berkeley Pump

1325 US 41 Bypass South
Griffin, Georgia 30224
1-800-526-6480
www.dfiequipment.com

DIVERSIFIED FABRICATORS, INC.

Dear Customer,

Thank you for purchasing a D.F.I. product. With proper operation and maintenance, it will provide you with years of service.

In order to make the best use of your investment; be certain to familiarize yourself with the contents of the entire user manual before attempting to operate your unit.

Included in this manual are details on the operation and maintenance of your water tanker. We custom manufacture quality water tankers, lubrication service trucks, hydraseeders, liquid fertilizer applicators, dry fertilizer spreaders and a variety of equipment. Our Griffin, Georgia plant continues to grow as we are constantly adding inventory and improving equipment to meet our customer's needs.

If you have any questions, please feel free to call one of our representatives at 1-800-526-6480.

Thank you,

+++++

Effective June, 2009 all Diversified Fabricators, Inc. manufactured carbon steel water tanks now come equipped with MAGNESIUM ANODES installed at the factory. These anodes are proven to be a rust reducing addition when properly maintained. To gain the most positive performance from these anodes, the water tank should be kept full as much as possible, especially when not in use. Magnesium anodes only work when the water level covers the interior surface of the tank. These anodes are projected to last between 18 and 24 months. They should be periodically inspected for condition and replaced with new ones prior to completely dissolving. New anodes are available from our Parts Department. This is a new benefit provided to our customers that will prolong the life of your water tank.

+++++

Diversified Fabricators, Inc.
















Water Truck

Owner / Operator Manual

TABLE OF CONTENTS


Safety Format	4-6
Service and Maintenance and Operation	7
Berkeley Pump Instructions	8
Power Take-Off Instructions	9-10
Warranty	11


SAFETY FORMAT


1.  **WARNING** Read operator's manual and follow all safety warnings on the machine.
2.  **CAUTION** Follow the chassis manufacturer's recommendations for maintenance and safety.
3.  **DANGER** Do not operate without shields and guards in place.
4.  **CAUTION** Never move your equipment without checking to see that people and obstructions have been moved from your path.
5.  **WARNING** Never operate at unsafe speed.
6.  **CAUTION** Use caution when operating on uneven terrain. **Top heavy loads may cause a unit to turn over on a steep hillside.**
7.  **WARNING** As with any heavy equipment, the operator has the ultimate responsibility for safe operation of this equipment.
8.  **WARNING** BEFORE you start up equipment, look over the entire machine. Look for worn, broken or missing parts. Repair or replace BEFORE ATTEMPTING TO OPERATE.
9.  **WARNING** Never allow unauthorized riders.
10.  **WARNING** Keep hands and feet away from rotating parts and drive belts.
11.  **WARNING** Stop engine before adjusting or servicing the machine.
12.  **CAUTION** Never exceed the GVWR (Gross Vehicle Weight Rating) of the unit.
13.  **WARNING** **Never allow operation by an unqualified or untrained operator.**
14.  **WARNING** Rotating shafts and spinning parts can cause injury if you come in contact with them.
15.  **WARNING** Read and understand all labels and operating procedures before operating this equipment.





16. Check air pressure in all tires. Add air as necessary to meet the tire manufacturer's specifications.


Check all hydraulic hoses for worn spots or leaks. Pad the sharp corners where the hose might wear through.  **High-pressure hydraulic lines can cause injury to skin and eyes.** Wear proper protection.



17.  Be sure hydraulic lines are kept away from hot exhaust lines and mufflers.: **Hydraulic oil that gets on the exhaust will flame up and burn. This can cause serious injury or death. NEVER ALLOW ANYONE TO OPERATE EQUIPMENT WITHOUT A FIRE EXTINGUISHER ON BOARD.**


18.  Replace safety decals when the original decals become illegible.

19.  Make any adjustments to the machine before engaging the Power Take-Off or hydraulic system. Never engage PTO above manufacturers recommended RPM rate.

20.  Stop all moving parts before attempting any adjustments or service.

21.  Check all lug nuts daily to be certain they are tight.

22.  Use caution when operating a water truck on a hillside. 
A fully loaded truck will be top heavy and can turn over causing injury or death.

23.  Operators should have prior training in truck driving, covering loaded stopping distances as well as cornering.

Most accidents are caused by the failure of some individuals to observe simple and fundamental safety rules or precautions. Accidents can be prevented by recognizing the cause and by doing something about them before an accident occurs.



Regardless of the care used in the design and construction, there are many points that cannot be completely safeguarded without interfering with accessibility and efficient operation.

A careful operator is the best insurance against an accident.


The complete observance of one simple rule can prevent many thousands of serious injuries each year. That rule is **NEVER ATTEMPT TO CLEAN OR MAKE ADJUSTMENTS TO A MACHINE WHILE IN MOTION.**

Service, Maintenance, and Operation

DFI Water Truck Unit

1. Follow all recommendations of the attached safety format as well as the chassis manufacturer's safety recommendations
2. Check PTO driveline for loose or worn parts. Replace as necessary.
3. Grease U-Joints whenever you grease chassis
4. Check transmission lubricant level. Add if necessary. Refer to the chassis manufacturer's recommendations.
5. If your unit has an auxiliary power unit, refer to the maintenance instructions for that particular unit.
6. Water pumps supplied by DFI have no lubrication requirements. The bearings are sealed for life. Replace when necessary.
7.  Never operate a water pump dry. The seal requires water for cooling and lubrication.
8.  Always drain water truck units during freezing conditions. Call DFI parts department (1-800-526-6480) for replacement parts.
9. Check hydraulic oil level (in hydraulic driven models). Add oil as necessary.

Instructions for operating a Berkeley pump.



Normal Pump Operations

1. Open Valve "B" (Valve handle is parallel with pipe) Valve "B" should be open when spraying.
2. Close Valve "A" (Valve handle is perpendicular to pipe) Valve "A" should be closed when spraying.
3. Engage PTO.
4. Turn on spray heads as needed.

Loading tank from a pond or stream

1. Priming water chamber tank (internal) must be full. Valve "A" should be closed.
2. Close Valve "B" (Valve handle is perpendicular to pipe) Valve "B" should be closed when filling with pump.
3. Attach Pond Fill line – make sure the connections are air-tight.
4. Open Valve "A". Valve "A" should be open when filling with pump.
5. Engage PTO to fill tank.



WARNING

DRAIN WATER DURING FREEZING WEATHER TO PREVENT DAMAGE TO PUMP.

FOR VEHICLES EQUIPPED WITH POWER TAKE-OFF

Refer the Owner's Manual for Power Take-Offs

PTO MAINTENANCE WARNING

Periodic PTO MAINTENANCE is required by the owner/operator to ensure proper, safe and trouble free operation.

Refer the Owner's Manual for Power Take-Offs

DIVERSIFIED FABRICATORS, INC. is hereinafter called DFI.

The products manufactured by DFI, exclusive of used or re-built machinery or equipment, are subject to the following warranty:

a) Warranty.

DFI warrants all products manufactured by it to be free from defects in material and manufacture at the time of shipment and for twelve (12) months from date of delivery to customer, and provided that the product is in normal use and service. DFI will furnish to the customer without charge, f.o.b. Griffin, Georgia replacements for such parts as DFI finds to have been defective at the time of shipment, or at DFI's discretion, will make repairs to such parts, provided that, upon request, such parts are returned, transportation prepaid, to the factory at Griffin, Georgia. THIS WARRANTY SHALL NOT BE EFFECTIVE IF THE BUYER IS IN DEFAULT AS OUTLINED BELOW.

This warranty is furnished to customer **only if work is performed** at our manufacturing facility in Griffin, Georgia.

This warranty shall not apply to any product which has been subjected to misuse, misapplication; neglect (including but not limited to use of unauthorized parts or attachments), unauthorized adjustments, or unauthorized repair. Engines, motors, and any accessories furnished with DFI's products, but which are not manufactured by DFI, are not warranted by DFI but are sold only with the express warranty, if any, of the manufacturer thereof. THE FOREGOING IS IN LIEU OF ALL OTHER WARRANTIES, WHETHER EXPRESS OR IMPLIED (INCLUDING THOSE OF MERCHANTABILITY AND FITNESS OF ANY PRODUCT FOR A PARTICULAR PURPOSE), AND OF ANY OTHER OBLIGATION OF LIABILITY ON THE PART OF DFI. FURTHERMORE, THERE ARE NO WARRANTIES WHICH EXTEND BEYOND THE DESCRIPTION OF THE FACE HEREOF.

b) Limitation of Liability

It is expressly understood that DFI's liability for its products, whether due to breach of warranty, negligence, strict liability, or otherwise, is limited to the furnishing of such replacement parts, and DFI will not be liable for any other injury, loss, damage, or expense, whether direct or consequential, including but not limited to loss of use, income, profit, or production, or increased cost of operation, or spoilage of or damage to material, arising in connection with the sale, installation, use, or inability to use, or the repair or replacement of, DFI's products.

Any operation expressly prohibited in the operating instructions or safety manual furnished with the machine, or any adjustment, or assembly procedures not recommended or authorized in the operating or service instructions shall void such warranty.

c) THIS WARRANTY IS VOID UNLESS "DIVERSIFIED FABRICATORS WARRANTY" CARD IS COMPLETED AND RETURNED TO THE FACTORY AT GRIFFIN, GEORGIA WITHIN 30 DAYS AFTER DELIVERY OF UNIT TO CUSTOMER.

d) The laws of the State of Georgia apply to this transaction. DFI shall be granted by the Purchaser as listed on the front side, a purchase money security interest in the machinery, equipment, and parts listed and maintains the right to file a U.C.C.-1 financing statement to perfect said interest. Buyer hereby waives signature for the execution of the U.C.C.-1 and grants DFI a limited Power of Attorney to execute on Buyer's behalf a U.C.C.-1 financing statement if necessary. As this is a commercial transaction, DFI maintains the right to declare the indebtedness created by this invoice in default if payment is not made within forty-five (45) days or if the Buyer breaches any other term of this invoice.

e) In the event of default, DFI shall have the right of self help repossession in addition to other remedies allowed under the laws of the State of Georgia. Additionally, DFI shall have the right to apply for an immediate writ of possession pursuant to O.C.G.A. §44-14-260 et.seq. DFI shall be entitled in addition to the principal and interest reflected on the front of the invoices all costs of collection including 15% of the unpaid principal and interest as attorney fees.

f) Buyer listed on the front side of this invoice hereby agrees that this is a commercial transaction and waives any and all rights to notice of seizure by DFI if payment is not made within forty-five (45) days from the date of delivery on the front side of the invoice. Additionally, Buyer hereby waives and posting of bond by DFI for the issuance of the immediate writ of possession as outlined in O.C.G.A. §44-14-260 et.seq.

ALWAYS GIVE PART NAME, NUMBER, AND EQUIPMENT SERIAL NUMBER WHEN ORDERING PARTS

GQ-0155938B (06/02)

All accounts due and payable on terms as stated on the front of this invoice shall incur a finance charge of

1½% per month (18% Annual Percentage Rate) after 30 days from the date delivered.

A handling fee will be charged on all correctly filled orders returned for credit.

THANK YOU - WE APPRECIATE YOUR CONFIDENCE!